Lamisol® External Venetian Blinds.
Technology, options, applications.



GRIESSER


PIONEERS
since
1882
IN SUN PROTECTION
SAVING
up to
40%
OF ENERGY





Lamisol® Venetian blinds.

Lamisol® is the best-selling model in our venetian blind range. Griesser Lamisol® systems excellently regulate light, open and close extremely quietly and boast a sleek and elegant look. With their Z-profile slats, they are a perfect product for office buildings. And with their strong darkening credentials, they're also ideally suited for home applications.

Optimum light management.
Lamisol® slats can be set to any angle. So you can decide how much light to let into each room. Children, for instance, are known to learn better in natural light.

Save energy.
Save up to 40 % energy in summer and reduce your heating costs in winter thanks to intelligent daylight control. You can find the latest studies and research results on this topic here: www.es-so.com

Unobstructed views.
Daylight has a huge effect on the productivity, the health and the general well-being of anyone working in an indoor environment.

Outstanding design.
Opt for style. With its vast range of venetian blind models, systems and options, Griesser is a byword for sleek and straightforward design.

High wind resistance.
Griesser's venetian blinds are provenly wind-resistant, with some models capable of withstanding wind strengths of 92 km/h or more.

Technical highlights.

With their perfect and sophisticated fabrication and their top-quality materials, Lamisol® Venetian blinds offer both excellent visual credentials and maximum ease of repair. Griesser also tests its Lamisol® products to 20,000 cycles – double the industry norm.



1 Flanged guide holes.
The flanged guide holes protect the lift tape from damage from sharp punched hole edges, to ensure its problem-free operation and long service life.



2 Tilt cord and lift tape aligned.
Clear visual lines ensure a neat and tidy look.





3 Pivot bearing.
Designed for high-temperature environments of up to 80 °C.



4 Reinforced tilt cord.
Yellow Kevlar fibers ensure minimal shrinkage and stretch for many years of optimum slat closure.



5 Stainless steel tilt cord hooks.
High-quality and long-lasting.

Installation locations.

Lamisol® is a highly versatile system that can be installed in a wide range of construction contexts and will fit perfectly into virtually any facade.



1 Lamisol® with cover.
If no header niche is available, the whole system housing can be concealed behind a cover.

2 On the facade.
With appropriate bracketing, Lamisol® products can be installed directly onto (and slightly protruding from) the facade. Various cover options are available to ensure an optimum visual finish.

3 Lamisol® System Box.
Lamisol® System is a self-supporting motorized option that is designed for positioning on window frames with two installation options. The system comes as a Box version for front installation or as a Profile version for building into the niche. The guides and box are flush to the rear and sides. Lamisol® System offers a host of advantages: it is easy to plan and measure and, with its pre-installed curtain, is exceptionally quick to install.

4 Lamisol® Vento.
Lamisol® Vento remains untroubled by even the windiest of storms. With their additional cords, Vento venetian blinds will continue to provide reliable solar shading (up to a maximum width of 1500 mm) even in hurricane-strength winds of up to 120 km/h.

5 Lamisol® 70 / 90 Reflect.
The Lamisol® Reflect system offers three (Lamisol® 90) or two (Lamisol® 70) different slat settings in a single product. The lower slat zone protects users from unwanted glare when working on their screens, the middle zone lets in beneficial diffuse daylight and the upper zone guides the light into the heart of the room to ensure an agreeable ambience.

6 Lamisol® Fix.
The self-supporting slat construction protects the insulation in the header to reduce maintenance costs. For widths of up to 2,500 mm the system requires no additional fastening of its housing, keeping insulation intact and reducing noise transmission. The slim Type L fixed guide with its flexible beading offers a truly cost-effective guidance system that is both highly reliable and visually appealing.

7 Lamisol® Fix combined.
Multiple products used side by side can also be combined. Up to four products can be connected in this way, up to a maximum width of 10 m and a maximum area of 24 m². The prime benefit of such combined units: they only require a single drive.

Options.

With Lamisol's various options, you can tailor your product precisely to your individual wishes and needs.



Work Setting.
With the Work Setting option, the system's slats will maintain an angle of around 48 degrees as the blind is lowered, to avoid the inconvenient darkening of the room during the lowering process.



Reflect.
The Reflect option offers varying slat settings in a single product. The lower slat zone protects from unwanted glare when working on a computer screen, the middle zone lets in beneficial daylight and the upper zone guides the light into the heart of the room to ensure a pleasant ambience. So the daylight available is optimally utilized in every case. Use the daylight to your best possible workplace advantage with Lamisol® Reflect, which is available as Lamisol® 70 (two zones) or Lamisol® 90 (three zones).



Protect^{PLUS}.
Challenging air conditions by the sea or in locations with extensive air pollution can make great demands on slatted products. Additional coatings on the slats concerned can protect them from filiform corrosion.



BiColor.
With our BiColor option, you can choose one color for the outward side of your slats that helps your blinds fit harmoniously into your building's facade, and another color for the inward side that matches the tones of your room. **Exclusively at Griesser.**

Note: With the BiColor version, a narrow strip of the outer color is visible on the inside of the blind for each slat.

Variants.

Lamisol® is available in different variants, which means that it can be optimally customized to your needs.



Box.
- The Box system fits elegantly into the facade, with no additional fasteners required for a width of up to 4 m.
- The box and guides are flush to the rear and sides.



Profile.
- The Profile system is used for concealed installation within a header niche.
- No additional fasteners required for a width of up to 4.5 m.



Fix.
- Fix is a self-supporting system for up to 2.5 m (maximum width 4,500 mm).
- Swift installation with little tooling required.



Conventional.
- The classic version for where space is tight. If no header niche is available, Lamisol® can be installed beneath the header.
- A cover can be provided if desired.



Vento.
- The wind-resistant version with additional cords.
- Stable in winds of up to 120 km/h for widths of up to 1500 mm.



Covers. **Open header.**

1.1 Straight cover.

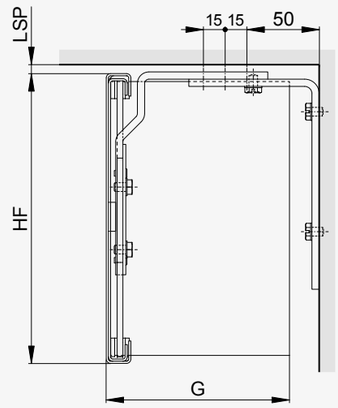

Corner connections	possible
Closing panel	loose or fixed
Clip, fastening	at top or rear

1.3 Straight cover.

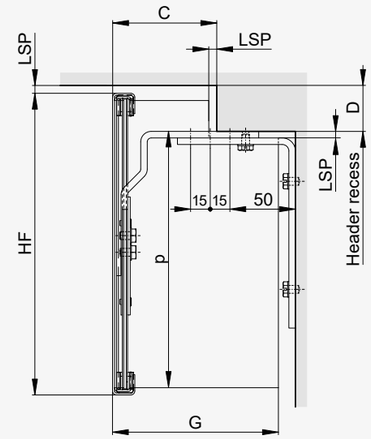

Corner connections	possible
Closing panel	loose or fixed
Clip, fastening	at top or rear

7.1 Soffit from 60 mm.

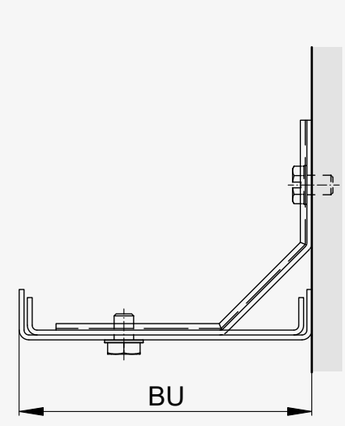

Corner connections	none
Clip, fastening	at rear or at front on clip

Covers. **Facade.**

8.1 Porch cover.

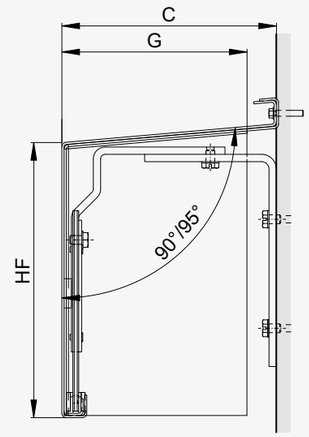

Corner connections	possible
Closing panel	loose or fixed
Clip, fastening	at rear
Option	with 90° (Depth C)

8.2 Porch cover below weatherboard.

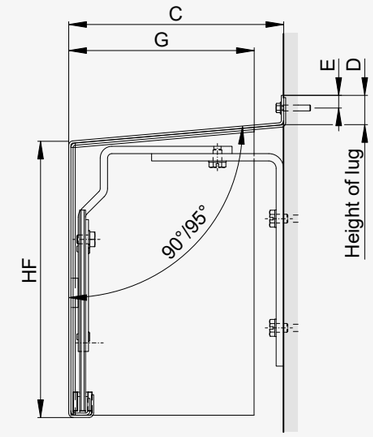

Corner connections	possible
Closing panel	loose or fixed
Clip, fastening	at rear
Option	with 90° (Depth C)
Option	ledge at bottom (D dimension)

HF Front height
P Package height
LSP Light gap
G Closing panel depth
C Front panel depth

The covers are 1.5 mm thick. The covers are cut to size and shaped before being powder-coated in-house, to avoid hairline coating cracks at the bend edges. The covers are manufactured to withstand proven EN 13659:2015 wind strengths of 130 km/h and pressures of up to 800 N/m².

The all-round feelgood package for your living and working space.

Discover the Griesser Smart Home and Smart Building controls. With their intelligent network credentials, these systems also offer open interfaces to outside products. Interconnected technology for optimum room comfort. Explore Griesser's unique trio of comfort dimensions.

Griesser's control solutions provide thermal and visual comfort and optimum privacy protection, all to ensure an ultimate feelgood living and working experience.

Visual comfort.
Griesser's Smart Home system gives you absolute control over the light coming into your home. Smart Home eliminates uncomfortable glare while simultaneously ensuring optimum light volumes – as much or as little light as you wish.

Thermal comfort.
Automatically operated solar shading maintains an optimum room ambience all year round. The system not only perfectly regulates inside temperatures: it lowers the need for heating and cooling, too. That saves energy to deliver a truly winning combination of feelgood comfort with strong sustainable credentials.

Protective comfort.
Griesser's Smart Home system does not just deliver welcome physical comfort: it provides reassuring protection of your personal privacy, too. So you can enjoy all the coziness of your own four walls free of prying eyes. Safe, secure and undisturbed: Smart Home offers it all.

Griesser Smart Home.
With its solar shading models, weather sensors, receivers and apps, Griesser has a wide range of systems to help you reliably network your solar shading facilities. And with their perfect interconnections, we'll provide you with a solar shading solution that is ideally tailored to your particular wishes and needs.

KNX house and building automation.
Griesser's KNX solar shading control option is an integrated master control system that boasts a broad range of functions to serve buildings of every size. With their tried-and-trusted features such as solar tracking and horizon limitation, KNX systems meet the highest demands of any solar shading controls.

BiLine radio control.
Griesser's BiLine control system blends contemporary design with high functional reliability through its routing technology. Radio control systems offer the key advantage of being easy to install, be it in new constructions or as retrofits to provide an existing building with automated systems control.

GET IN ON Google Play

Download on the App Store



Live more sustainably. Save energy.





Immerse yourself in the **Griesser color world.**

Choose from over 150 colors to harmonize your solar shading perfectly with your facade. The color of your blinds will be a combination of color shade, luminosity and texture. Components are provided as standard with a matt texture and a semi-gloss luminosity.



No more compromise with the BiColor option.
Slats coated in two distinct colors, one for inside and one for the outside look.

Create your color.
Instead of restricting you to silver, grey or black, Griesser invites you to simply choose your own favorite color. And if you can't see it in our range, you can bring us your favorite pullover or a sample of the color of your wall. We can then recreate the shade using our color spectrometer and blend it especially for you. So that your solar shading fits perfectly into your architecture's color concept.

Rich. Elegant. Optimally coated.
We want our products to be both durable and suitable for use in any situation. That's why we've developed an optimal coating for each of our products. It consists of the color shade, the luminosity level and the texture. The result: colors that are as rich and intense as you want them to be. For solar shading that reflects and absorbs just the right amount of light to suit the climate and the space. And for the final touch, we also provide additional particles that create a particularly elegant effect.

GriRAL.
Our GriRAL color collection consists of 50 different RAL color shades. From sand yellow to traffic white, we offer an extensive range of shades in every color segment. So we're convinced we have just the color shade, to meet your particular wishes and needs.

GriColors.
Our GriColors range, with its four collections of Glass & Stone, Sun & Fire, Water & Moss and Earth & Wood, offers some 100 color shades from cool whites to warm reds, natural blues and earthy browns.

BiColor

BiColor.
Slats in two colors: one for the interior and one for the outside world – that's the BiColor product. So for the outer face of your blinds, you can select a color for your slats that fits seamlessly into your facade in visual terms. And for the inner face of the blind, you can align your slats' color to the contents of the room. **Exclusively at Griesser.** Dare to be bold!

Note: With the BiColor version, a narrow strip of the outer color is visible on the inside of the blind for each slat.

Verified quality.
All the suppliers of our color lacquers and powders have earned themselves the globally recognized QUALICOAT quality seal of approval.

Lamisol® dimensions.

Minimum and maximum dimensions by type of drive.

	Lamisol® 90					Lamisol® 70				
	Width min. (bk)	Width max.[1] (bk)	Height min. (hl)	Height max. (hl)	Area max. (m^2)	Width min. (bk)	Width max.[1] (bk)	Height min. (hl)	Height max. (hl)	Area max. (m^2)
Motor drive[2]	590	4500	400	4300	10	590	4500	400	4300	10
Crank drive[3]	510	4500	400	4300	10	510	4500	400	4300	10

1 The maximum value must be duly reduced on a case-by-case basis for high-rise structures and other buildings exposed to the wind.
2 Maximum overall width for maximum of four connected blinds 10 m and maximum area 24 m^2. Motor position as central as possible.
3 Maximum overall width for maximum of four connected blinds 10 m and maximum area 11 m^2. Maximum of two blinds each side of gearbox.

Minimum depth of header niche.

	Lamisol® 90	Lamisol® 70
Depth of niche * (tn)	min. 130	min. 100
A*/B	min. 65	min. 50

* Plus any addition required for protruding weatherboard or doorknob.

Minimum height of header niche.

Lamisol® 90				Lamisol® 70			
(hl)	(hs)	(hl)	(hs)	(hl)	(hs)	(hl)	(hs)
<1750	225	3001–3250	305	<1250	205	2751–3000	315
1751–2000	235	3251–3500	320	1251–1500	220	3001–3250	335
2001–2250	250	3501–3750	330	1501–1750	235	3251–3500	350
2251–2500	260	3751–4000	350	1751–2000	250	3501–3750	365
2501–2750	275	4001–4250	360	2001–2250	265	3751–4000	385
2751–3000	290	4251–4300	365	2251–2500	285	4001–4250	400
				2501–2750	300	4251–4300	405

Header dimensions are approximate values which may exhibit negative or positive deviations depending on the technical circumstances.

Technical details.

Vertical section of header niche

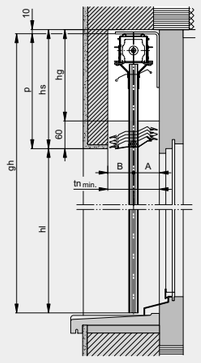

Horizontal section for crank drive

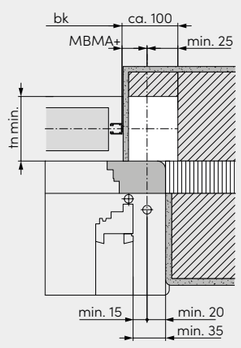

Horizontal section for guide rail Fix-L

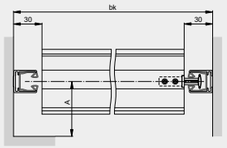

Horizontal section for conventional guide rail

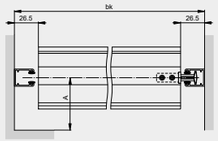

Type L guide rail | fixed guide

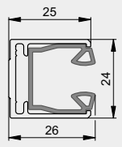

Type E guide rail | single guide

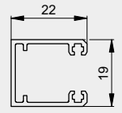

hg Height of gearbox opening MBMA Measurement to center of drive
Further technical details are available in the Short Guide at griesser.com

Lamisol® System dimensions.

Minimum and maximum dimensions by type of drive.

	Lamisol® System Profil					Lamisol® System Box				
	Width min. (bk)	Width max.[1] (bk)	Height min. (hl)	Height max.[1] (hl)	Area max. (m^2)	Width min. (bk)	Width max.[1] (bk)	Height min. (hl)	Height max.[1] (hl)	Area max. (m^2)
Motor drive[2]	500	4500	400	4300	10	500	4000	400	4300	10

1 The maximum value must be duly reduced on a case-by-case basis for high-rise structures and other buildings exposed to the wind.
2 Maximum overall width for maximum of four connected blinds 10 meters and maximum area 24 m^2. Motor position as central as possible.

Minimum depth of header niche.

	Lamisol® 90		Lamisol® 70	
	System Profil	System Box (C=141)	System Profil	System Box (C=121)
Depth of niche * (tn)	min. 130	-	min. 130	-
A*	64.5	69	64.5	55.5

* Plus any addition required for protruding weatherboard or doorknob.

Minimum height of header niche.

Lamisol® 90 System Profil				Lamisol® 70 System Profil			
(hl)	(hs)	(hl)	(hs)	(hl)	(hs)	(hl)	(hs)
<1750	225	2751–3000	290	<1750	235	2751–3000	315
1751–2000	235	3001–3250	305	1751–2000	250	3001–3250	335
2001–2250	250	3251–3500	320	2001–2250	265	3251–3500	350
2251–2500	260	3501–3750	330	2251–2500	285	3501–3750	365
2501–2750	275	3751–4000	350	2501–2750	300	3751–4000	385

Header dimensions are approximate values which may exhibit negative or positive deviations depending on the technical circumstances.

Box dimensions.

Lamisol® 90 System Box				Lamisol® 70 System Box			
Total height (gh)	Box height (BOH)	Total height (gh)	Box height (BOH)	Total height (gh)	Box height (BOH)	Total height (gh)	Box height (BOH)
620–2120	220	3651–4660	300**	590–1440	190	2511–3200	300
2121–2860	260			1441–1920	220	3201–4700	300**
2861–3650	300	Depth of Box C	141	1921–2510	260	Depth of Box C	121

** Slat package not fully covered.

System Profile technical details.

Vertical section of header niche

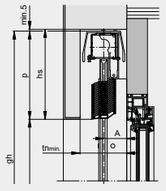

Type P guide rail

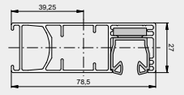

Horizontal section

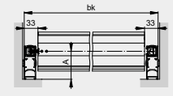

System Box technical details.

Vertical section below header

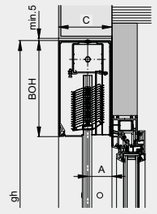

Guide rails

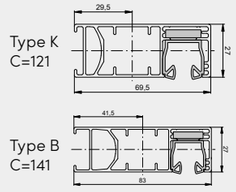

Lamisol® Vento dimensions.

Minimum and maximum dimensions by type of drive.

Lamisol® Vento					
	Width min. (bk)	Width max.[1] (bk)	Height min. (hl)	Height max. (hl)	Area max. (m^2)
	min.	max.[1]	min.	max.	max.
Motor drive[2]	695	3000	400	3000	9

1 The maximum value must be duly reduced on a case-by-case basis for high-rise structures and other buildings exposed to the wind.
2 Maximum overall width for maximum of three connected blinds 9 m and maximum area 20 m^2.

Minimum depth of header niche.

Lamisol® Vento	
Depth of niche* (tn)	min. 130
A*/B	min. 65

* Plus any addition required for protruding weatherboard or doorknob.

Minimum height of header niche.

Lamisol® Vento	
(hl)	(hs)
<1800	225
1801–2000	235
2001–2250	250
2251–2500	260
2501–2750	275
2751–3000	290

Header dimensions are approximate values which may exhibit negative or positive deviations depending on the technical circumstances.

Technical details.

Vertical section of header niche

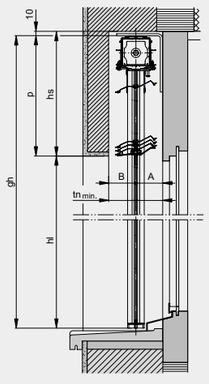

Type F guide rail

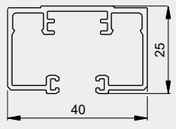

Horizontal section for guide rail Vento

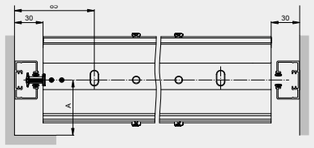

Bottom details

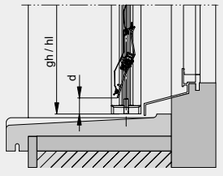

d (d-dimension) 15 +5 / –3
(Lamisol® Vento Reflect: 25 +5 / –3)

gh Overall height hl Finished clear height hs Height of header
Further technical details are available in the Short Guide at griesser.com

Product variants.

Installation situations.

	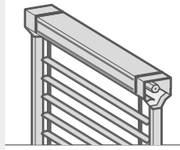 **Standard**	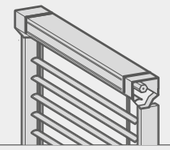 **System Profil**	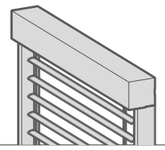 **System Box**	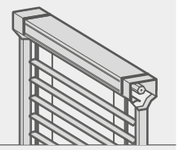 **Vento**
Installation location				
in header niche	■	■	-	■
beneath header	(■)[1]	(■)[1]	■	(■)[1]
on facade	(■)[1]	(■)[1]	■	(■)[1]
Type of installation				
quick installation	-	■	■	-
Guide				
self-supporting	■	■	■	■
conventional	■	-	-	-

Slats.

	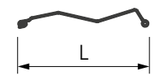 **Lamisol 90 Lamisol Vento**	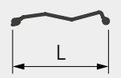 **Lamisol® 70**
Slat width (L)	93	69

Options.

Work Setting.
With the Work Setting option, the room will not temporarily darken as the closing blind descends.

Reflect.
Optimum use of daylight at the computer-screen workplace with Lamisol® Reflect, which offers two (Lamisol® 70) or three (Lamisol® 90) slat angle zones.

Operation.

Drive (motor or crank)	**Radioless**	**Simple radio**	**Bidirectional radio**	**Crank**
Elero	■	-[1]	BiLine[2]	-
Somfy	■	-[3]	IO	-
Kurbel	-	-	-	■

Note: the IO receivers are not compatible with the soft-closing motor.
1 An RTS radio receiver can be ordered separately.
Please note that the RTS radio receiver only works in conjunction with an Elero Soft motor.
2 An IO radio receiver can be ordered separately.
Attention: the IO radio receiver only works in conjunction with an Elero Soft Motor.
3 An RTS radio receiver can be ordered separately.

Automation.

Smart Home		**Smart Building**	
Griesser BiLine	KNX	KNX	gBUS

Compatible with further controls: on request.

■ possible - not possible

Wind categories.

Lamisol®, Lamisol® Vento, Lamisol® System.

Product	Permissible wind resistance category thresholds[1]							
Width (mm)	1500	2000	2500	3000	3500	4000	4500	5000
Lamisol® 70	6	6	5	4	4	4	3	-
Lamisol® 90	6	6	6	5	5	5	3	-
Lamisol® Vento	[8]	[7]	[7]	6	-	-	-	-
Lamisol® System 70	6	6	5	4	4	4	3	-
Lamisol® System 90	6	6	6	5	5	5	3	-

[1] Tests based on EN13659 product norm. Product limit dimensions as per data sheet.
[ ] No wind resistance category based on product norm; for meaning see below.

Setting values for sensors according to manufacturer.

Category 0	Category 1	Category 2	Category 3	Category 4	Category 5	Category 6	Category [7]	Category [8]
< 9.0 m/s	9.0 m/s	10.7 m/s	12.8 m/s	16.7 m/s	21.0 m/s	25.6 m/s	29.2 m/s	33.3 m/s
< 32.5 km/h	32.5 km/h	38.5 km/h	46 km/h	60 km/h	76 km/h	92 km/h	105 km/h	120 km/h

Setting for wind sensors if installed on the product.
[ ] No wind resistance category based on product norm.

Corrosion classes.

Lamisol®, Lamisol® Vento, Lamisol® System.

Product	Corrosion class
Lamisol®	4
Lamisol® Vento	4
Lamisol® System	4

Tests and evaluations
Salt spray tests conducted in accordance with ISO 9227.
Visual inspections performed in accordance with EN1670.

Corrosion classes as per EN 13659:2015.

Corrosion class		Applications	Length of testing
1	Little resistance	Indoors in dry environments	24 h
2	Moderate resistance	Indoors in environments where condensation may occur	48 h
3	High resistance	Outdoors where damp, rain or dew may occasionally or frequently occur	96 h
4	Very high resistance	Outdoors in very tough conditions	240 h

Fire protection categories.

Lamisol®, Lamisol® Vento, Lamisol® System.

Product group	Venetian blinds
Blind/shutter material	Aluminum
Example	Lamisol®
Swiss VKF flammability group	RF1
Swiss VKF fire index number	6q.3
EU fire performance class under EN13501-1	A2-s1.d0
Description	(virtually) nonflammable

Product identification.

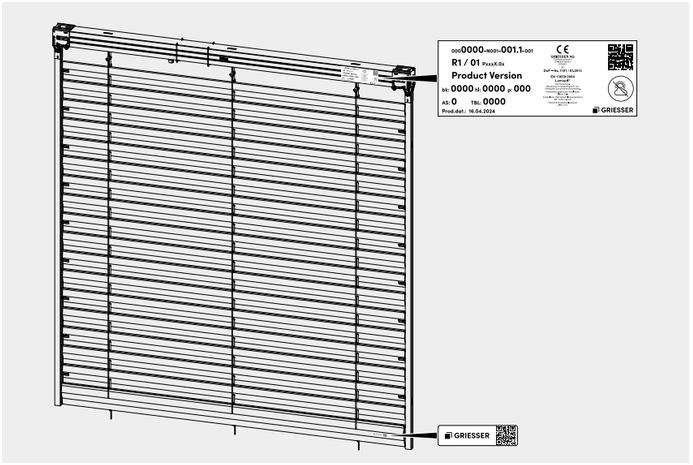

Griesser products are labelled with an individual QR code. Scanning this QR code provides a wealth of information and services.

For further technical details, please refer to our documentation at: griesser.com.

Inspired by the **Sun.**

griesser.com

Subject to change without prior notice 20260617 Item no. 183019